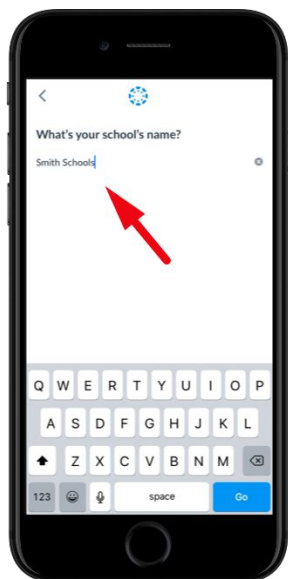




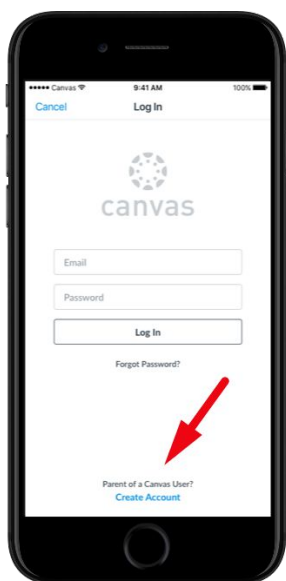
How to connect with your student using the Canvas Parent mobile app.

1 Download the Canvas Parent app from the App Store or Google Play.



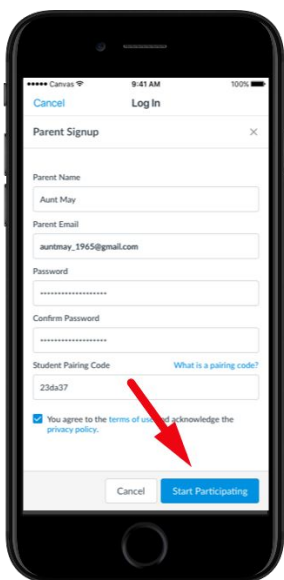
2

Open the Canvas Parent app, tap the Find my School button, enter **Alamance**, and choose the parent option.



3

Tap Create Account link at the bottom of the login page.



4

Fill out the signup form, including the pairing code that was shared with you, and tap Start Participating.



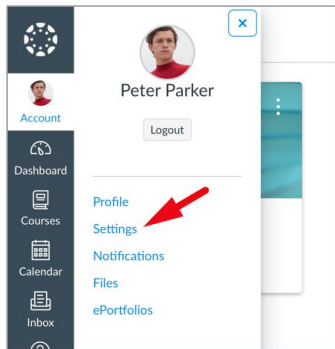
5

You're now connected!

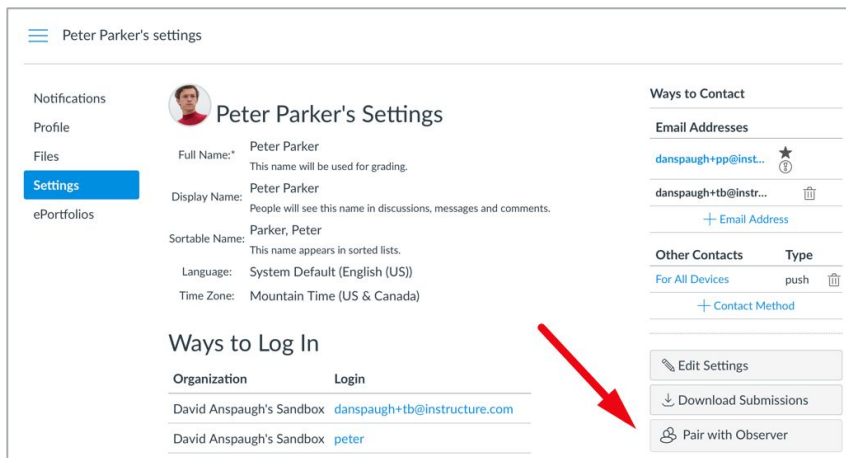


Create a Pairing Code as a Student

1 From the global navigation of Canvas web, select *Account*, then choose *Settings*.



2 Select *Pair with Observer* from the sidebar of the settings page.



3 Copy or share the pairing code with an observer to allow them to register.

